


NELSON TASMAN COMMUNITY SPEED LIMIT FEEDBACK

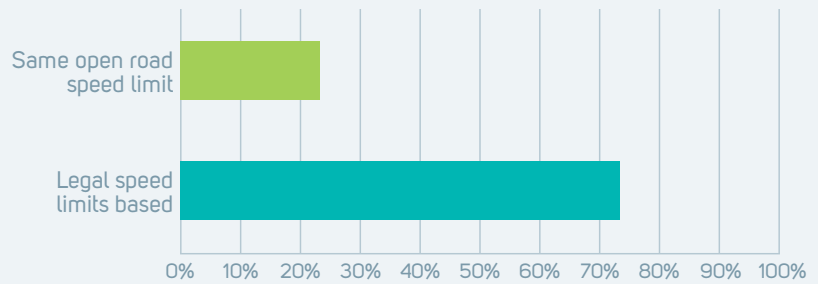
RESULTS SUMMARY



The Nelson City and Tasman District councils are reviewing the current speed limits in place across our region and asked for your feedback. We had 1,965 responses, here are the key results.

1

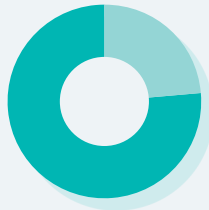
76% of you think we should have a legal speed limit that is safe and appropriate for the road type.



ANSWER CHOICES

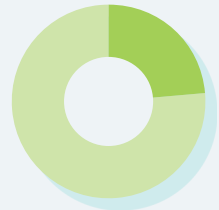
Legal speed limits based on road type.

1,448 answers: **76.17%**



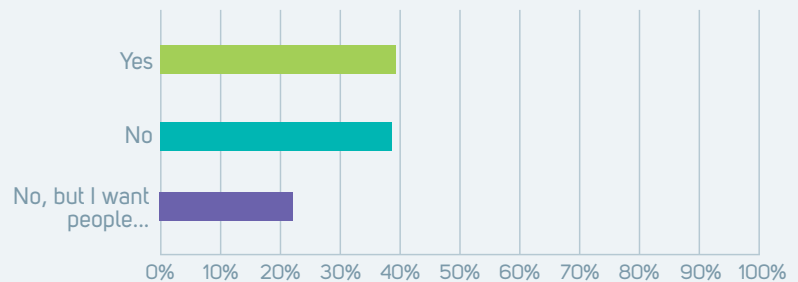
Same open road speed limits for all roads.

453 answers: **23.83%**



2

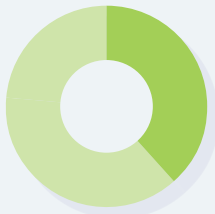
You were more evenly split when asked if you would like a speed reduction on the road you live on.



ANSWER CHOICES

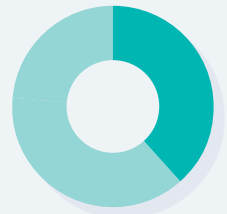
Yes.

732 answers: **38.51%**



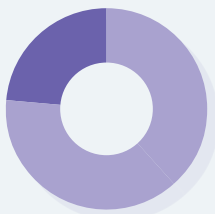
No.

724 answers: **38.09%**



No, but I want people to drive to the legal speed limit.

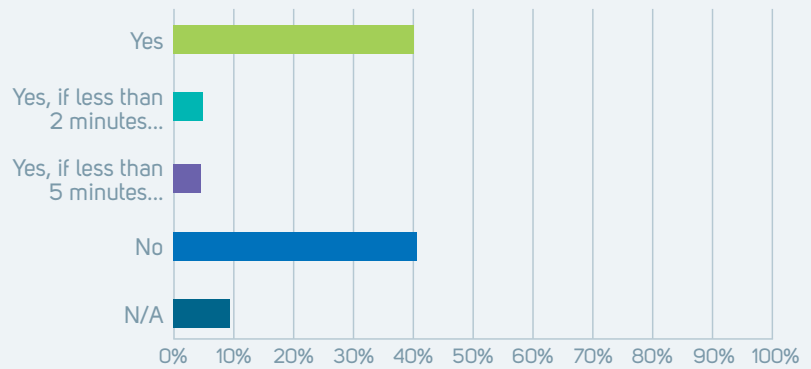
445 answers: **23.41%**



3

Slightly more of you supported a speed reduction on a road that you commute on.

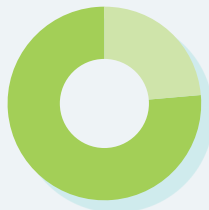
49% total yes, and 42% No



ANSWER CHOICES

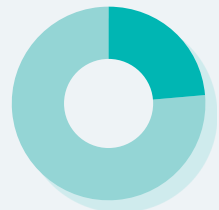
Yes.

762 answers: **40.68%**



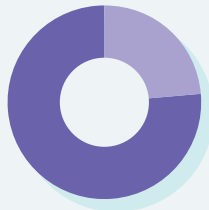
Yes, if less than 2 minutes increase in travel.

84 answers: **4.48%**



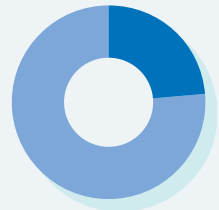
Yes.

762 answers: **40.68%**



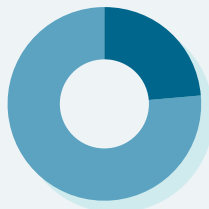
Yes, if less than 2 minutes increase in travel.

84 answers: **4.48%**



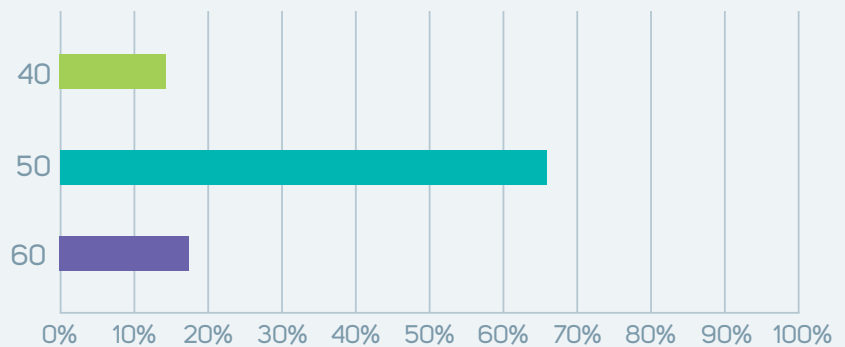
N/A.

171 answers: **9.13%**



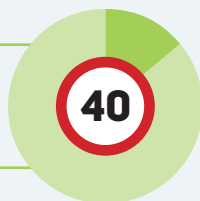
4

Most of you think 50km/h is appropriate for our main Urban Arterial routes.

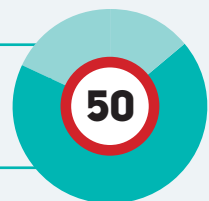


ANSWER CHOICES

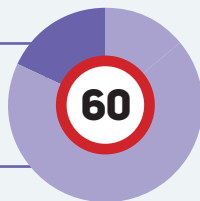
263 answers: 14.12%



1267 answers: 68.01%

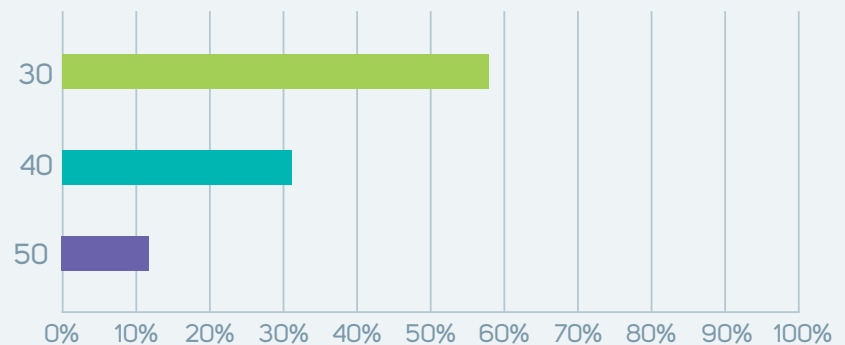


333 answers: 17.87%



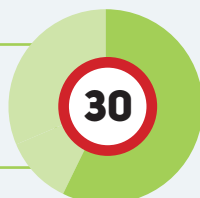
5

89% of you think a speed limit less than 50km/h is appropriate for our Town Centre or CBD Roads with most of you thinking 30km/h is appropriate.

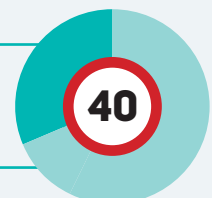


ANSWER CHOICES

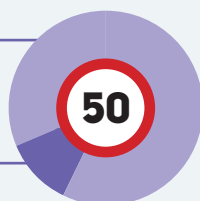
1067 answers: 57.49%



578 answers: 31.14%

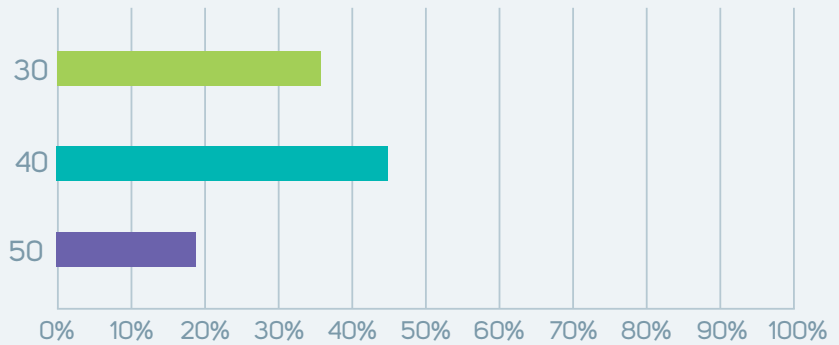


211 answers: 11.37%



6

81% of you think a speed limit less than 50km/h is appropriate for our Busy Residential / School Roads, with more preferring a 40km/h than 30km/h speed limit.



ANSWER CHOICES

671 answers: 36.39%

30

821 answers: 44.52%

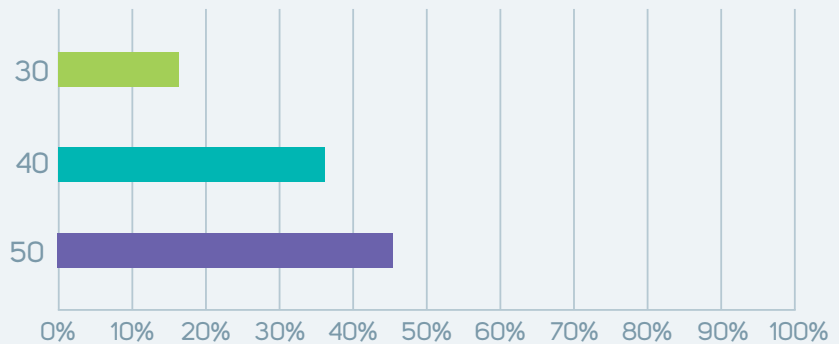
40

352 answers: 19.09%

50

7

Just over half of you (54.5%) think the speed limit should be less than 50km/h (46%) on our Typical Quiet Residential Streets.



ANSWER CHOICES

316 answers: 17.19%

30

685 answers: 37.27%

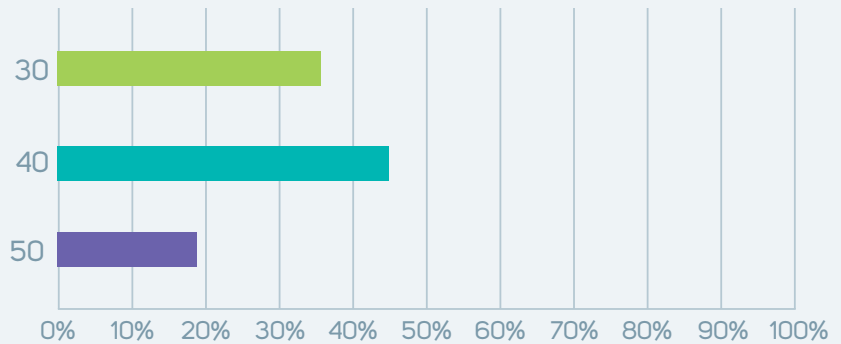
40

837 answers: 45.54%

50

8

83% of you think a speed limit less than 50km/h is appropriate for our Residential Street, No Footpath.



ANSWER CHOICES

726 answers: 39.69%

30

785 answers: 42.92%

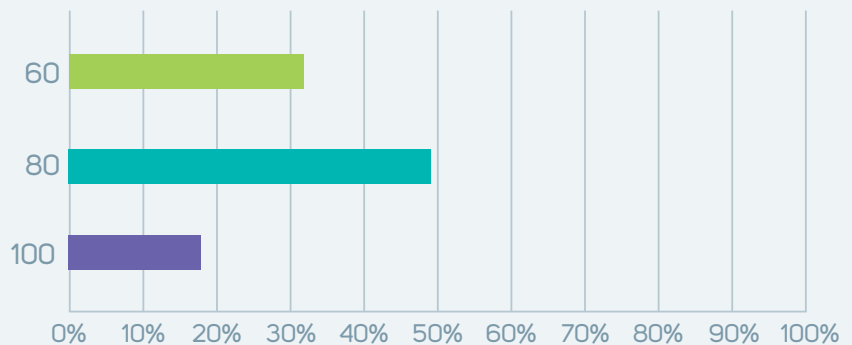
40

318 answers: 17.39%

50

9

81% of you think a speed limit less than 100km/h is appropriate for our Narrow Sealed Rural Roads.



ANSWER CHOICES

580 answers: 32.01%

60

891 answers: 49.17%

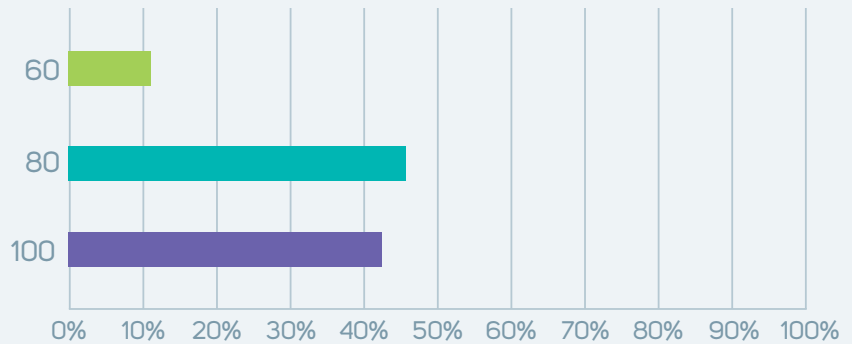
80

341 answers: 18.82%

100

10

58% of you think a speed limit less than 100km/h is appropriate for our Main Rural Primary Collector Roads.



ANSWER CHOICES

213 answers: 11.77%

60

829 answers: 45.83%

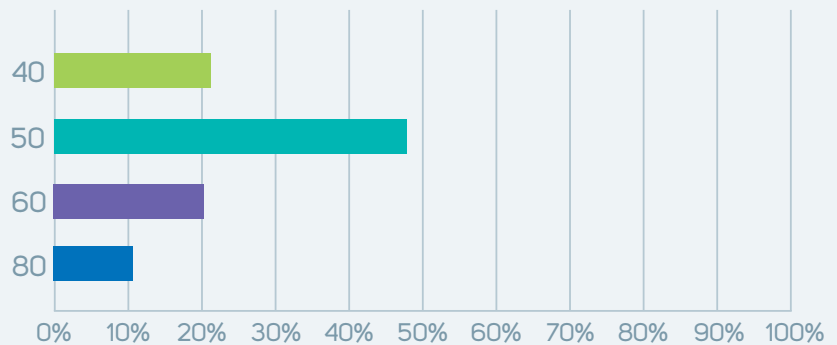
80

767 answers: 42.40%

100

11

Most of you think 50km/h is appropriate for our Rural Residential Subdivision Roads.



ANSWER CHOICES

397 answers: 21.99%

40

855 answers: 47.37%

50

369 answers: 20.44%

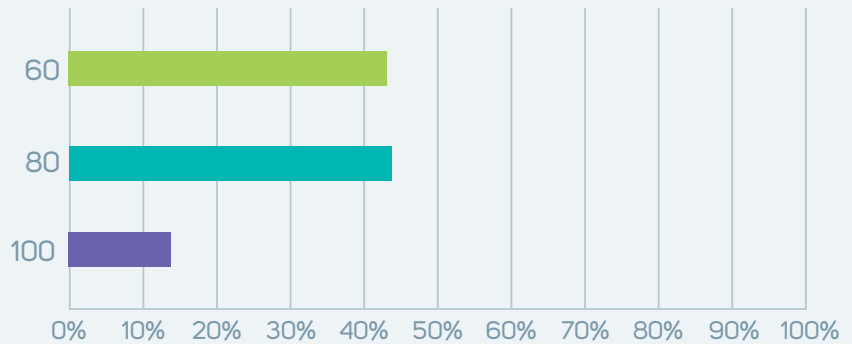
60

184 answers: 10.19%

80

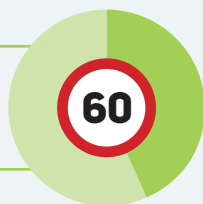
12

87% of you think a speed limit less than 100km/h is appropriate for our Unsealed Rural – Straight Roads.

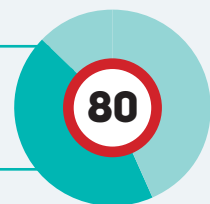


ANSWER CHOICES

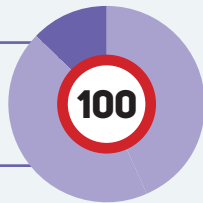
785 answers: 43.61%



788 answers: 43.78%

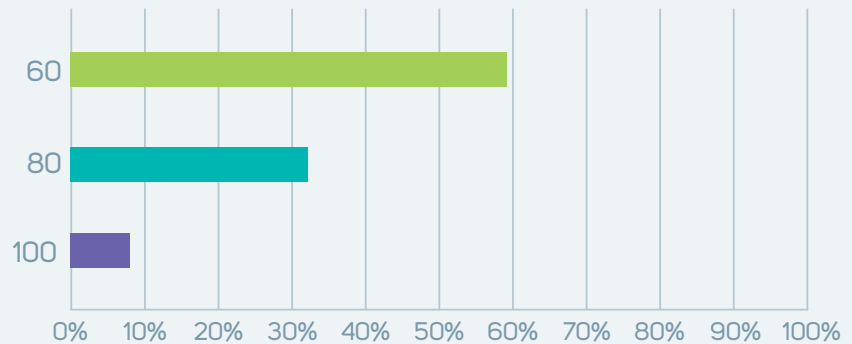


227 answers: 12.61%



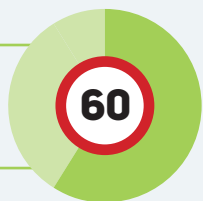
13

91% of you think a speed limit less than 100km/h is appropriate for our Unsealed Rural – Narrow, Winding Roads with most of you thinking 60km/h is appropriate.




ANSWER CHOICES

1051 answers: 59.14%



572 answers: 32.19%



154 answers: 8.67%

